



ALL 28 CHINESE STROKES

Fundamental Chinese
character handbook I



PUBLISHER INFORMATION/ PUBLISHED BY LETLEARNCHINESE . ORG

INTERNATIONAL BOOK NUMBER/ ISBN 9789083158105

WRITTEN BY/ YUE WANG & VINCENT VIAL

DESIGNED BY/ XIONG WANG & YU ZHANG



ALL 28 CHINESE STROKES

Fundamental Chinese
character handbook I

First Edition

ISBN 9789083158105

All 28 Chinese Strokes
published by letslearnchinese.org.

Copyright © 2021 by Yue Wang & Vincent Vial

All rights reserved. No portion of this book may be reproduced in any form without permission from the publisher, except as permitted by Dutch copyright law. For permissions contact:

info@letslearnchinese.org

Designed by Yu Zhang & xiong wang.

CONTENTS

Important instructions

- Why should I learn Chinese characters? / 01
- Simplified Chinese VS. Traditional Chinese / 02
- How many Chinese characters should I learn? / 02
- What is the relationship between strokes and Chinese characters? / 02
- How to use this book (important!) / 03
- Five golden principles about strokes / 04

Study tracker / 06

Level 1

Basic Strokes



07-09

Level 2

Basic Strokes



10-12

Level 3

Strokes with a Hook



13-15

Level 4

Strokes with a Hook



16-18

Level 5

Strokes with a Bend



19-22

Level 6

Sport Strokes



23-25

Level 7

Tail Strokes



26-28

Level 8

Leisure Strokes



29-30

Level 9

Strokes Opening to the Right



31-32

Appendix 1

Summary of All Strokes

33

Appendix 2

Answers to Strokes Hide-and-Seek

34

Important instructions.

You may want to read these carefully before using this book.

1 Why should I learn Chinese characters?

The Chinese language is different from alphabetic languages such as English or French. Chinese writing (characters) and pronunciation (pinyin) are based on two separate systems.

Writing/meaning	
Hóng pronunciation	红 red
	洪 flood
	虹 rainbow
	弘、鸿、宏、泓、闷、纭、龔、翺、鋤

One syllable may correspond to hundreds of meanings in Chinese. For example, hóng can mean red (红), a big bird (鸿), flood (洪), rainbow (虹), and much more. Although those characters are all pronounced as hóng, they have different meanings and are used differently. They have nothing to do with each other, except that they share the same pronunciation.

Chinese characters are hieroglyphs. The Chinese language has existed in the form of characters since its birth. Pinyin was added in 1958 for the convenience of pronunciation. BTW, If you want to master Mandarin Chinese pronunciation in a short time, our pronunciation trainer is an excellent choice for you.

<https://letslearnchinese.org/products/pronunciation-trainer/>

Here is a cruel fact: almost all publications in Chinese are written in Chinese characters instead of pinyin. You can speak by learning only pinyin, but without knowledge of characters, you cannot read any Chinese books, newspapers, manuals, or menus. Besides, when you type in hóng on your phone, you will see dozens of totally different Chinese characters. If you don't know which character you need, you will get totally lost.

wo | E.g., When you type pinyin "wo", this is what you'll see.

1 我 2 窝 3 喔 4 沃 5 握 6 卧 7 倭

2 Simplified Chinese VS. Traditional Chinese

The answer is simple: If there are no particular reasons, it's best to learn simplified Chinese characters. However, both of them are formed by the 28 strokes.

Traditional characters are currently used in the Chinese communities in Taiwan, Hong Kong, Macao and North America. About 30 million people use traditional characters.

Simplified characters are used in the Chinese mainland and in Malaysia, Singapore, and other Chinese communities in Southeast Asia. The number of users is more than 1.3 billion - a much greater number by comparison.

Besides, simplified characters are easier to learn. For example, the following two characters mean the same thing:

干 Dry
3 strokes Simplified Chinese

乾 Dry
11 strokes Traditional Chinese

3 How many Chinese characters should I learn?

Zhonghua Zihai is the largest Chinese character dictionary available in print. It includes 85,568 different characters.

You might be thinking: how am I supposed to remember 85,568 different characters?

Here is the good news: you only need to remember about 3% of them.

When you know the 1500 most commonly used characters, you can read most Chinese books independently. If you learn 2400 characters, you can understand 99% of the Chinese language! The last 1% of Chinese characters, such as 泓、闾、纮、竝、翺、鋹, are rather complicated and not commonly used in daily life. Even a lot of Chinese people cannot recognize or write them.

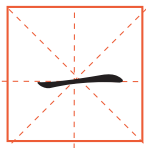
4 What is the relationship between strokes and Chinese characters?

Strokes are fundamental in the Chinese writing system. Just as all the paintings are composed of lines, all Chinese characters are composed of strokes. We have summarized all the strokes in this book. You will be surprised to learn that you only need to learn 28 Chinese strokes - and combine them - to write every Chinese character.

5 How to use this book and learn the 28 strokes by heart?

- ✓ Use the given name or name each stroke yourself.

This book gives each stroke an English name. Of course, if you think the name we gave is vivid enough, just use the name we gave. Otherwise, you can name each stroke yourself and write it down in the space we've provided. What does each stroke look like to you? Try associating each stroke with something in your daily life!




Horizontal

Name it yourself: _____

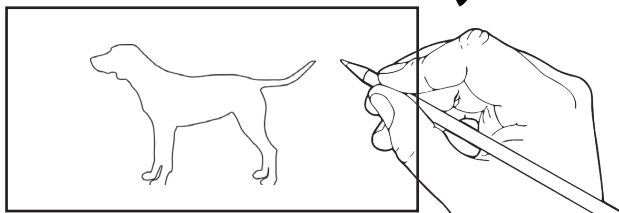
- ✓ Do not write, draw instead!

Every stroke in this book goes with an image that will help you remember it. You can trace the stroke with a pen in the image that we provide.

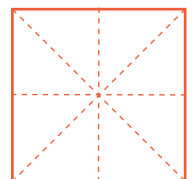
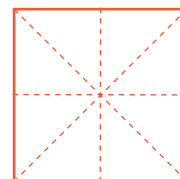
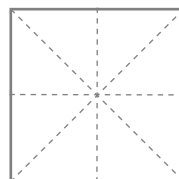
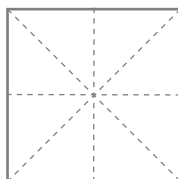
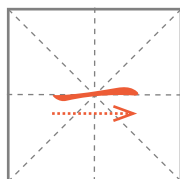
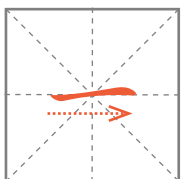


The book also contains a space for you to draw your own images. The image from your daily life - a table or your cat, for example - will remind you of the stroke that you are learning.

What in your daily life reminds you of  ?



- ✓ Write the strokes in the direction of the arrow.



✓ **There is no need to learn the meanings, writing, or pronunciations of the example characters.** They are just examples to show you how to use the single stroke. The only purpose of this book is to help you learn strokes, not whole characters. Our goal here is to learn to draw the lines, not whole pictures.

✓ Follow the study tracker.

You can use your mobile phone or alarm clock to set reminders. Follow this tracker for a few minutes a day. After a while, you won't forget the strokes you've learned. **If you think follow the study tracker is troublesome, you can also use our stroke trainer which will help you build a long time memory automatically.**

<https://letslearnchinese.org/products/stroke-trainer/>

6 Five golden principles about strokes

✓ One stroke can be used multiple times in one character. E.g., 三 three

✓ The same strokes may appear in slightly different sizes or directions, but you can see that those variations still come from the same stroke. E.g., Downward Left, in different sizes.



✓ Strokes can touch each other. -e.g., 人 person.

✓ Strokes can be separate from each other. -e.g., 心 heart

✓ Strokes can cross each other. -e.g., 十 ten

We also provide a digital stroke trainer for you to learn strokes much more quickly and efficiently. The trainer has seven more stroke deformations which easily confuse beginners. The stroke trainer is a game in which you need to find a stroke in a given character. After you've found it, you can actually draw it. The trainer uses review intervals based on a spaced repetition algorithm. So you do not need to remind or force yourself to review everything you've learned before. The stroke trainer automatically teaches the direction and the order of each stroke. The trainer will help you build a long-term familiarity to Chinese characters effortlessly.

<https://letslearnchinese.org/products/stroke-trainer/>

Let's get started!



Yue Wang & Vincent Vial

03/12/2021

a sunny spring morning

Netherlands

Study Tracker

Level 1

	First time study		
	12 hours later		
	1 Day later		

Level 2

	First time study		
	12 hours later		
	1 Day later		

Level 3

	First time study		
	12 hours later		
	1 Day later		

Level 4

	First time study		
	12 hours later		
	1 Day later		

Level 5

	First time study		
	12 hours later		
	1 Day later		

Level 6

	First time study		
	12 hours later		
	1 Day later		

Level 7

	First time study		
	12 hours later		
	1 Day later		

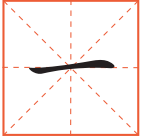
Level 8

	First time study		
	12 hours later		
	1 Day later		

Level 9

	First time study		
	12 hours later		
	1 Day later		

Level 1 Basic Strokes



Horizontal

Name it yourself: _____



What in your daily life reminds you of — ?

Tips

Do not draw back and forth. Finish in one stroke.



Example characters:



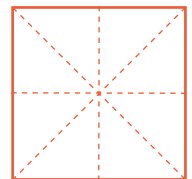
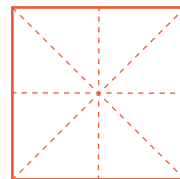
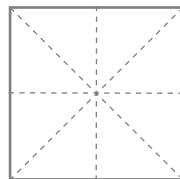
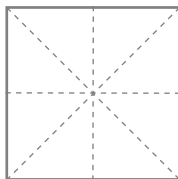
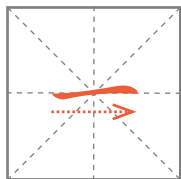
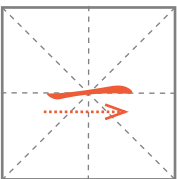
one



two



three



Tips

Try to copy the stroke two times first, then cover the grey squares and try to recall and write down the stroke in the orange squares.



Vertical (Tree)

Name it yourself: _____



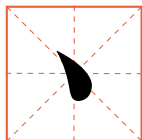
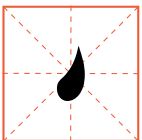
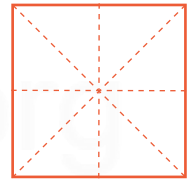
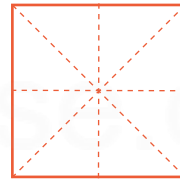
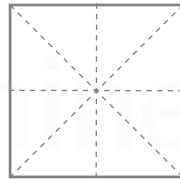
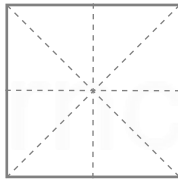
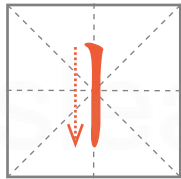
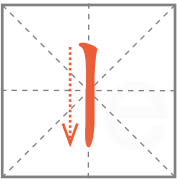
What in your daily life reminds you of 丨 ?

Example characters:

上 up


十 ten

耳 ear



Left dot & Right dot

Name it yourself: _____



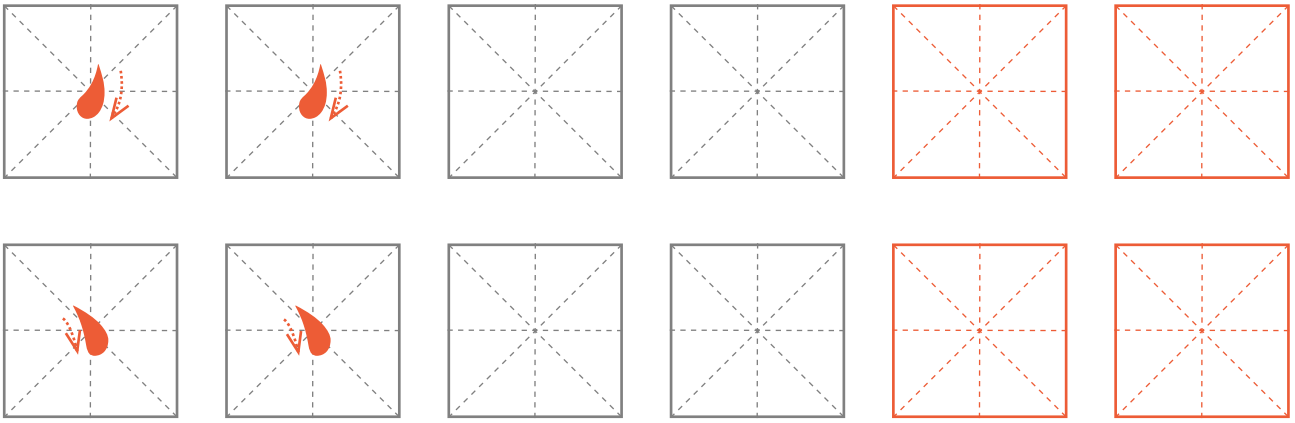
What in your daily life reminds you of 丶 丶 ?

Example characters:

下 down

少 few

头 head



Strokes hide - and - seek.

Use a pen to find the hidden strokes.

Tips

Let's find  in these strokes, 1,2,3 go!

上 土 天 正

Now, it's time to find  .

个 工 木 禾

where is  ?

只 立 心 东

Last one, where is  ?

门 雨 主 来

When we learn how to write the strokes, we use **Kaiti font** which is widely used in Chinese schools and official documents.

Like letter **A** looks slightly different from **À** and **A**. Chinese strokes may look slightly different in different fonts.

We use Kaiti font and Songti font to train your strokes recognition ability in this game. Songti font is also widely used in Chinese publications.

鸟 (bird)
Kaiti


鸟 (bird)
Songti

The answers are on the last page.

Congratulations! You've just completed the first level of your Chinese learning adventure.

See you in next level!


Level 2 Basic Strokes



Left Falling (New moon)

Name it yourself: _____




What in your daily life reminds you of  ?

Tips

There are slightly different ways to write downwards left. You don't need to learn all of them. Just remember the direction.

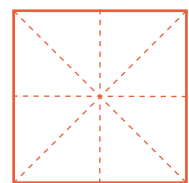
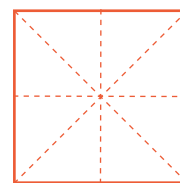
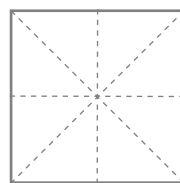
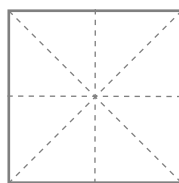
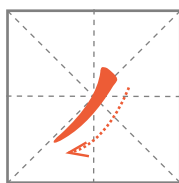
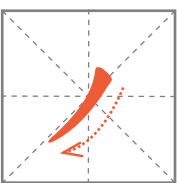
letslearnchinese.org




Example characters:

 eight

 sky






Right Falling (Slide)

Name it yourself: _____



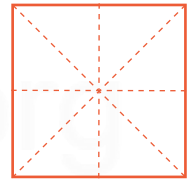
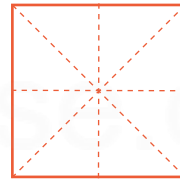
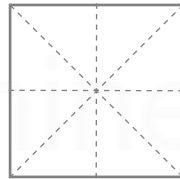
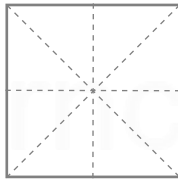
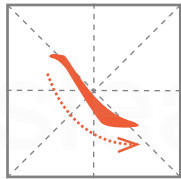
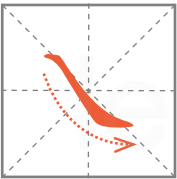
What in your daily life reminds you of  ?

Example characters:

 eight

 human

 ruler




Upwards (Hike)

Name it yourself: _____



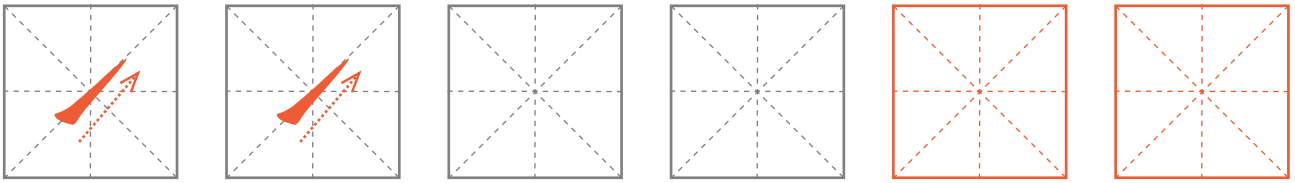
What in your daily life reminds you of  ?

Example characters:

 insect

 handle

 ice



Strokes hide - and - seek.

Use a pen to find the hidden strokes.

Let's find  in these strokes, 1,2,3 go!

八 厂 天 禾

Now, it's time to find .

八 尺 个 禾

Last one, where is  ?


耳 冷 习 打

The answers are on the last page.

Congratulations! You've just learned all the six basic single strokes!

See you in next level!


Level 3 Strokes with a Hook



Horizontal Hook (hoe)

Name it yourself: _____

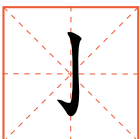
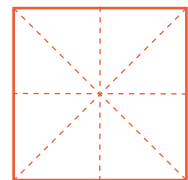
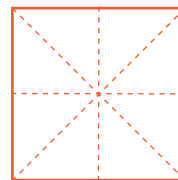
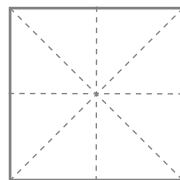
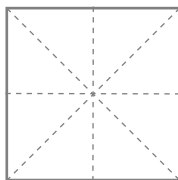
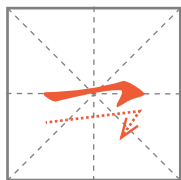
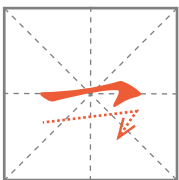


What in your daily life reminds you of  ?

Example characters:

你 you


宝 treasure



Vertical Hook (Fish hook)

Name it yourself: _____



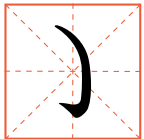
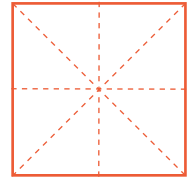
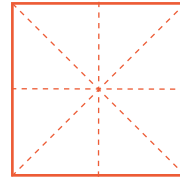
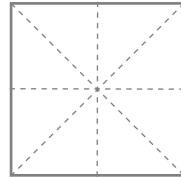
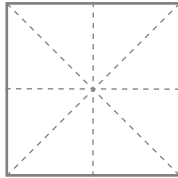
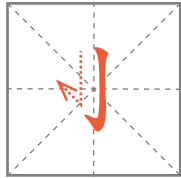
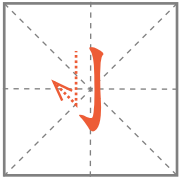
What in your daily life reminds you of  ?

Example characters:

小 small

水 water

可 able



Curve Hook (Horn)

Name it yourself: _____

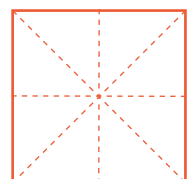
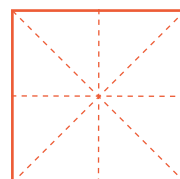
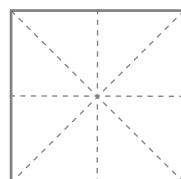
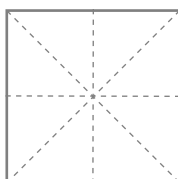
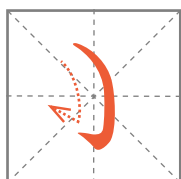
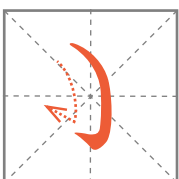


What in your daily life reminds you of 丿?

Example characters:

了 already

狗 dog



Strokes hide - and - seek.

Use a pen to find the hidden strokes.

Let's find  in these strokes, 1,2,3 go!

欠 买 卖 家

Now, it's time to find  .

牙 东 对 树

Last one, where is  ?

子 手 猫 狐

Tips

In different fonts, the same Chinese character sometimes uses  instead of .

Don't get confused. They are still the same Chinese character.

e.g. 子 (son) in different fonts

子

Kaiti font

子

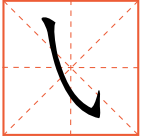
Songti font.

The answers are on the last page.

Nothing is impossible to a willing heart!

See you tomorrow!


Level 4 Strokes with Hook



Slanted Hook (Golf club)

Name it yourself: _____



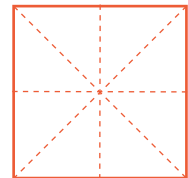
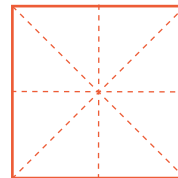
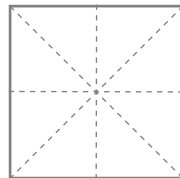
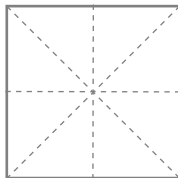
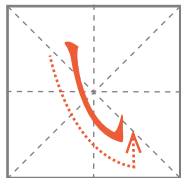
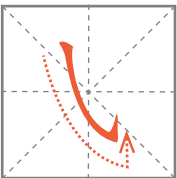
What in your daily life reminds you of  ?

Example characters:

我


I, me


letslearnchinese.org



Lying Down Hook (Banana)


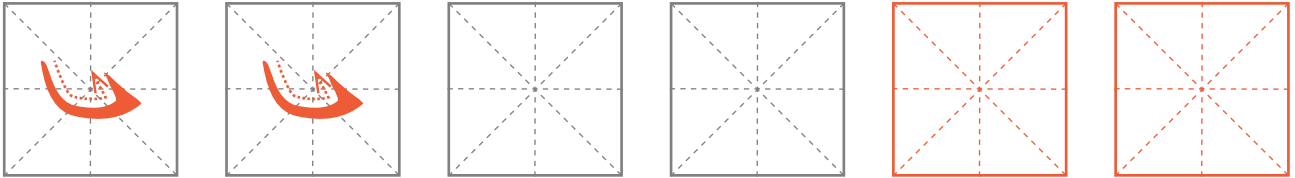
Name it yourself: _____



What in your daily life reminds you of  ?

Example characters:


 heart



Turning hook (Ladle)


Name it yourself: _____

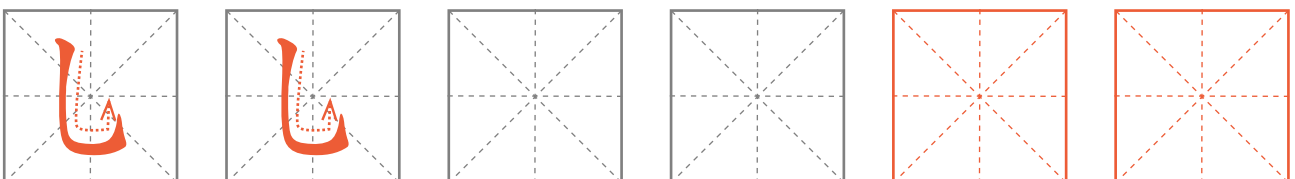


What in your daily life reminds you of ?

Example characters:

 already

 stick to



Strokes hide - and - seek.

Use a pen to find the hidden strokes.

Let's find  in these strokes, 1,2,3 go!

民 代 成 找

Now, it's time to find .

心 念 恩

Last one, where is  ?

兄 比 己 把

letslearnchinese.org

The answers are on the last page.

Brilliant! You've finished all the basic strokes with hooks!

See you in the next level!

Level 5 Strokes with a Bend

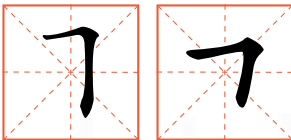


We're going to learn compound strokes from now on. The compound stroke is a combination of more than one single stroke for example, 𠃍 combines 一 and 丨. You might ask, why don't we just write single strokes one by one? The reason is that compound strokes are easier to write and remember. For example, 马 (horse):

if you write it using single strokes, it will be:



if you write it using compound strokes, it will be :



Horizontal Bend (Drawer)

Name it yourself: _____



What in your daily life reminds you of 𠃍 𠃍?

Tips

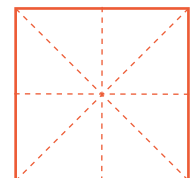
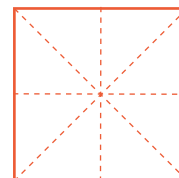
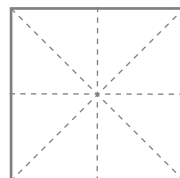
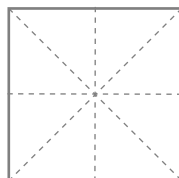
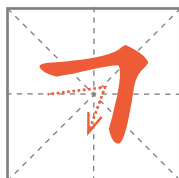
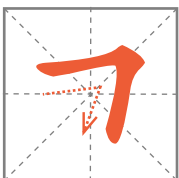
Sometimes, the horizontal is longer than the vertical and sometimes vice versa, but they are still just variations on the same stroke.


Example characters:

口 mouth

中 middle

五 five





Fishing Rod

Name it yourself: _____



What in your daily life reminds you of 丿 ?

Tips

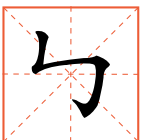
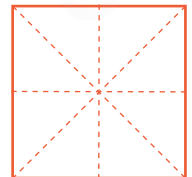
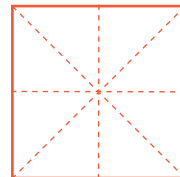
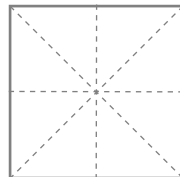
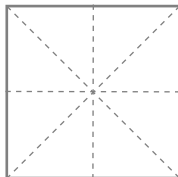
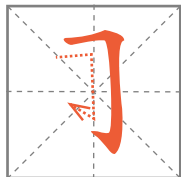
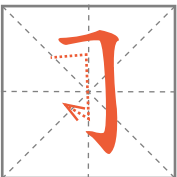
The English names of these strokes will be longer from now on. (Horizontal-break -hook, for example.) We named 丿 as "fishing rod" because to us it resembles a fishing rod and fishing line. It even has a fishhook!

Example characters:

力 eight

人 human

月 ruler



The fisher man

Name it yourself: _____



What in your daily life reminds you of 亅 ?

Tips

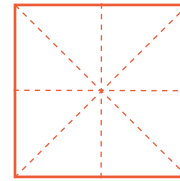
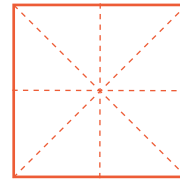
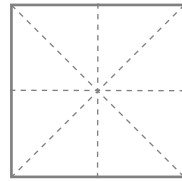
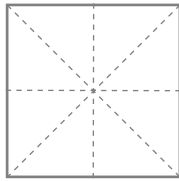
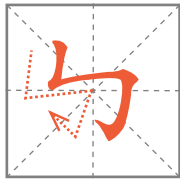
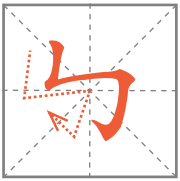
We just learned the "Fishing Rod" stroke. Now, let's add one more vertical to our "fishing rod". Doesn't it look like a person using a fishing rod? We think it does, so we named it "The Fisher man".

Example characters:

马 horse

鸟 bird

弟 younger brother



Lightning

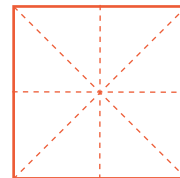
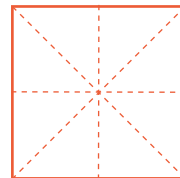
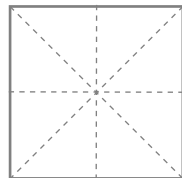
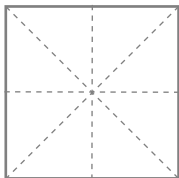
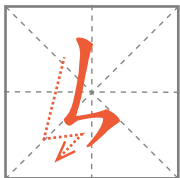
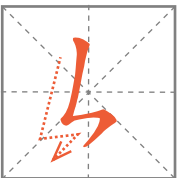
Name it yourself: _____



What in your daily life reminds you of ⚡ ?

Example characters:

专 expert



Strokes hide - and - seek.

Use a pen to find the hidden strokes.

Let's find 丿 ㇇ in these strokes, 1,2,3 go!

日 目 田 早

Now, it's time to find ㇇ .

用 同 明 们

Where is ㇇ ?

与 弓 妈 骂

Last one, where is ㇇ ?

传 砖

The answers are on the last page.

Well done! This level was a little bit more difficult, but you did it!

See you in next level!

Level 6 Sport Strokes

フ 3 3 3

All the strokes we're going to learn today are "highly active" because they look like sports.



High jump

Name it yourself: _____



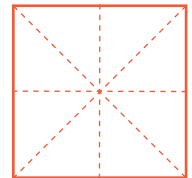
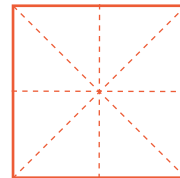
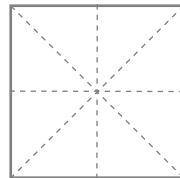
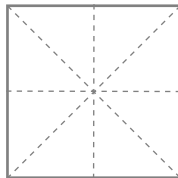
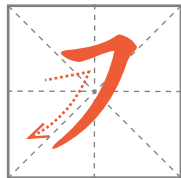
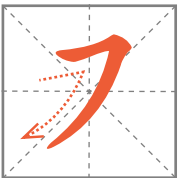
What in your daily life reminds you of フ ?

Example characters:

又 again

子 son

水 water



Skateboarding

Name it yourself: _____



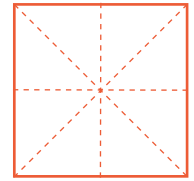
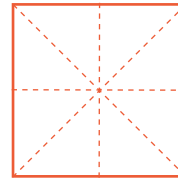
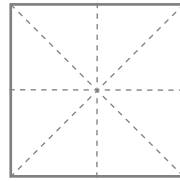
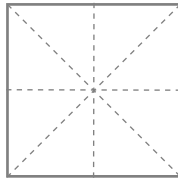
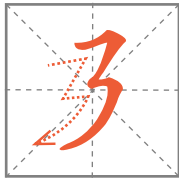
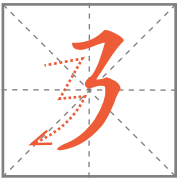
What in your daily life reminds you of 3 ?

Example characters:

及 besides


这 this

延 extend



Butterfly

Name it yourself: _____

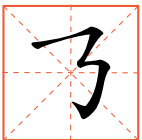
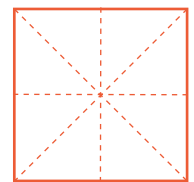
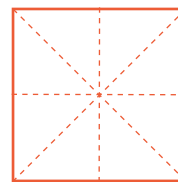
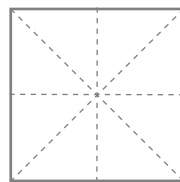
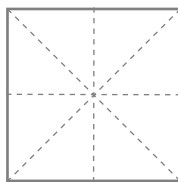
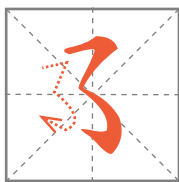
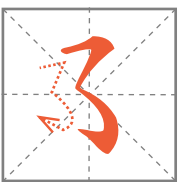


What in your daily life reminds you of 弓 ?

Example characters:

队 team

那 that



The Archer

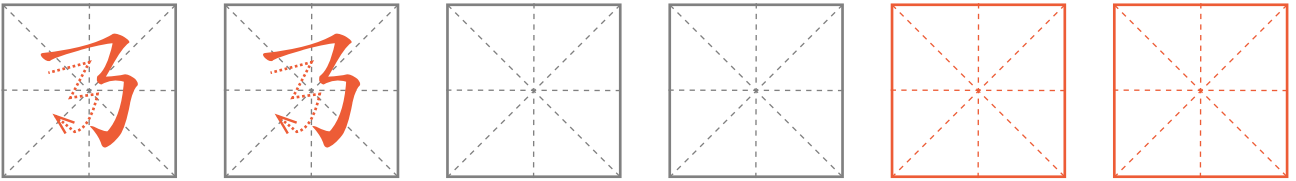
Name it yourself: _____



What in your daily life reminds you of 弓 ?

Example characters:

乃 therefore



Strokes hide - and - seek.

Use a pen to find the hidden strokes.

Let's find 丿 in these strokes, 1,2,3 go!

友 对 多

Now, it's time to find ㇇.

近 远 挺

Where is ㇇ ?

邻 院

Last one, where is ㇇ ?


奶 扔 孕

The answers are on the last page.


Well done! Does today's learning make you feel that Chinese is a dynamic language?

See you in next level!

Level 7 Tail Strokes



All the strokes we are going to learn today look like something with a tail.



Dropping Tail

Name it yourself: _____



What in your daily life reminds you of ㇇?


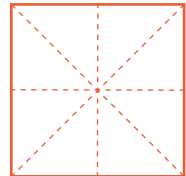
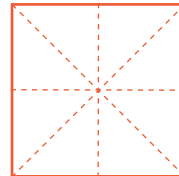
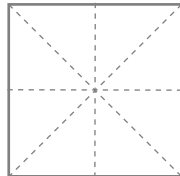
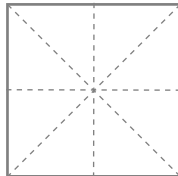
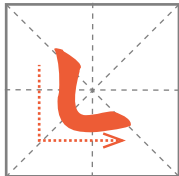
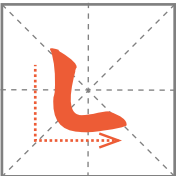
Example characters:



four




west



Lunge

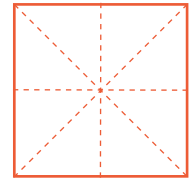
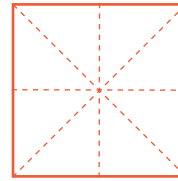
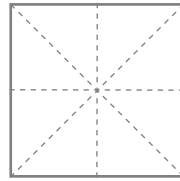
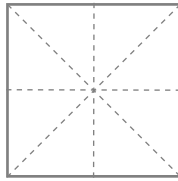

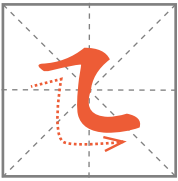
Name it yourself: _____



What in your daily life reminds you of ㇏?

Example characters:


朵 quantifier for flowers



Snake

Name it yourself: _____


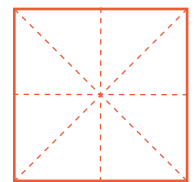
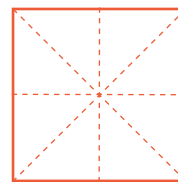
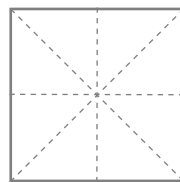
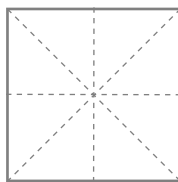
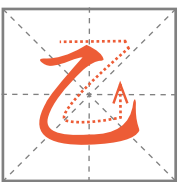
What in your daily life reminds you of 乙 ?



Example characters:

几 several

忆 memory



Flying Bird

Name it yourself: _____

What in your daily life reminds you of 乙 ?

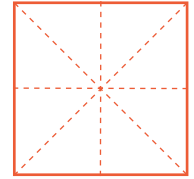
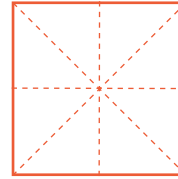
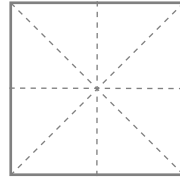
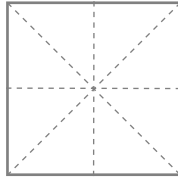
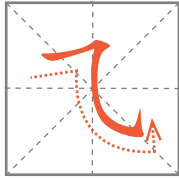
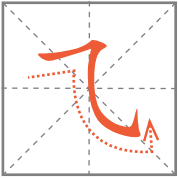


Example characters:

飞 to fly

风 wind

气 air



Strokes hide - and - seek.

Use a pen to find the hidden strokes.

Let's find ㇇ in these strokes, 1,2,3 go!

洒 酒

Now, it's time to find ㇇.

没 沿

Where is ㇇?

九 忆

Last one, where is ㇇?

气 热

The answers are on the last page.

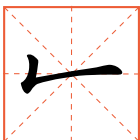
Your Chinese learning has taken a big step forward again!

See you in next level!

level 8 Leisure Strokes



All the strokes we'll learn today look like something related to leisure time.



Couch Reading

Name it yourself: _____



What in your daily life reminds you of 一 ?

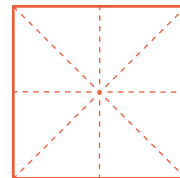
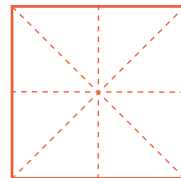
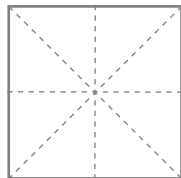
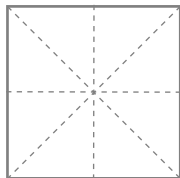
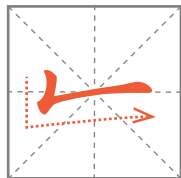
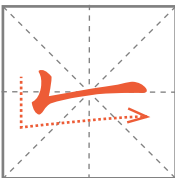
Example characters:



mountain



tooth



Kicking a Football

Name it yourself: _____



What in your daily life reminds you of 丿 ?

Tips

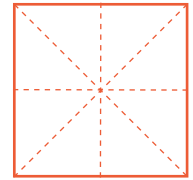
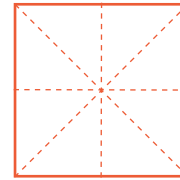
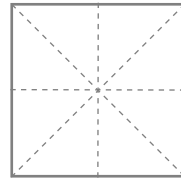
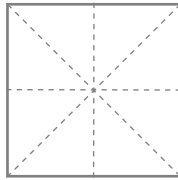
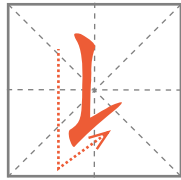
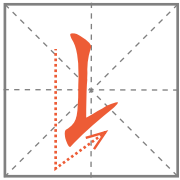
These strokes might look very similar, but they face the opposite directions. This difference is especially important. This is a mistake that beginners often make.



Example characters:

长 long

比 to compare



Strokes hide - and - seek.

Use a pencil to find them.

Let's find  in these strokes, 1,2,3 go!

出 忙 画

Now, it's time to find .

以 衣 表

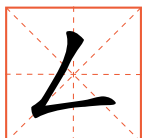
The answers are on the last page.

Your persistence in learning is amazing!

See you in next level!

Level 9 Strokes Opening to the Right

The strokes we're going to learn today open to the right.



Arm Muscle

Name it yourself: _____



What in your daily life reminds you of ㄥ ?

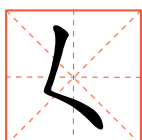
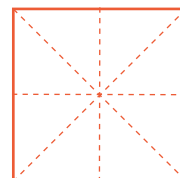
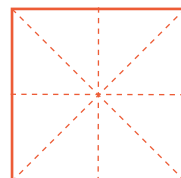
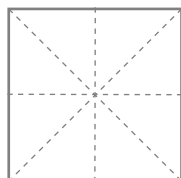
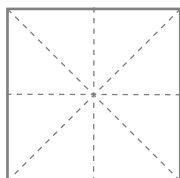
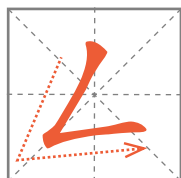
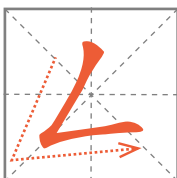
Example characters:



go



east



Open Scissors

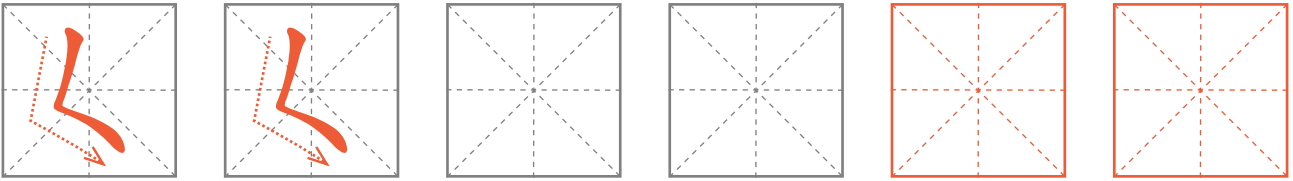
Name it yourself: _____



What in your daily life reminds you of ㄥ ?

Example characters:

女 female (human)



Strokes hide - and - seek.

Use a pencil to find them.

Let's find  in these strokes, 1,2,3 go!

么 云 发 红

Now, it's time to find  .

如 妆

The answers are on the last page.

Congratulations! You have learned all the strokes. Now it's time to move on to the next stage and combine those strokes into Chinese components and characters.

If you have any suggestions or questions during the learning process, feel free to email us at any time. It will be our great pleasure if you treat us as friends who are very willing to help clear all your doubts about Chinese learning.

Our email address: angeliek@letslearnchinese.org

See you in the next adventure!

Appendix 1 : Summary of All Strokes

Strokes	Name	Example characters
一	Horizontal	一 二 三
丨	Vertical	上 十 耳
丶	Left dot & Right dot	下 少 头
丿	Left Falling	八 天
㇇	Right Falling	八 人 尺
㇀	Upwards	虫 把 冰
一➔	Horizontal Hook	你 宝
丨➔	Vertical Hook	小 水 可
丿➔	Curve Hook	了 狗
㇇➔	Slanted Hook	我
㇀➔	Lying Down Hook	心
㇇➔	Turning Hook	儿 巴
㇀➔	Horizontal Bend	口 中 五
㇀➔	Fishing Rod	力 门 月

Strokes	Name	Example characters
㇇	The Fisherman	马 鸟 弟
㇇	Lighting	专
㇇	High Jump	又 子 水
㇇	Skateboarding	及 这 延
㇇	Butterfly	队 那
㇇	The Archer	乃
㇇	Dropping Tail	四 西
㇇	Lunge	朵
㇇	Snake	几 忆
㇇	Flying Bird	飞 风 气
㇇	Couch Reading	山 牙
㇇	Kicking a Football	长 比
㇇	Arm Muscle	去 东
㇇	Open scissor	女

Appendix 2 : Answers of strokes hide-and-seek.

Level 1		Level 4		Level 7	
一	上土天正	丿	民代成找	乚	洒酒
丨	个工木禾	㇇	心念思	乙	没沿
丶	只立心东	乚	兄比己把	乙	九忆
丶	门雨主来			乙	气热
Level 2		Level 5		Level 8	
ノ	八厂天禾	丁	日目田早	一	出忙画
㇇	八尺个禾	丁	用同明们	丨	以衣表
㇇	耳冷习打	㇇	与弓妈骂		
		㇇	传砖		
Level 3		Level 6		Level 9	
一	欠买卖家	フ	友对多	厶	么云发红
丨	牙东对树	㇇	近远挺	㇇	如妆
丿	子手猫狐	㇇	邻院		
		㇇	奶扔孕		

 letslearnchinese.org

330 Hours

From zero to fluency



PUBLISHED
BY LETSLEARNCHINESE.ORG

—
WRITTEN
BY YUE WANG & VINCENT VIAL

—
DESIGNED
BY XIONG WANG & YU ZHANG